



# SAFETY SUPPLEMENT

## ATTENTION INSTALLERS/OPERATORS FOR YOUR PROTECTION:

1. Read and understand the Operating Manual accompanying this equipment before performing any work.
2. Additional safety label kits available from Meyer upon request at no charge. This is part of our effort to ensure this equipment is installed, operated and maintained in the safest possible manner. Affix these labels in locations to achieve maximum visibility and thereby alert any personnel that may ever be on-site that a potential for injury could occur.
3. Under no circumstances should this equipment be installed or operated in a manner that permits access to the interior of the valve.
4. Inlet and Outlet Flanges must always be permanently fastened to mating system components.
5. In the event that the inlet or outlet is ever exposed, proper guarding to prevent access to the valve interior must be installed immediately and prior to start-up. Every unit is shipped with an attached discharge flange guard. **DO NOT OPERATE equipment with unguarded inlet or outlet. DO NOT REMOVE FLANGE GUARD.**
6. Never operate the valve with the actuator guard removed or loose.
7. ***Always follow LOCKOUT-TAGOUT procedure*** before performing any work.
8. Always keep loose clothing, hands, feet or any parts of your body, tools and/or any foreign objects away from all moving equipment and away from any potential pinch point.
9. Never remove any access doors (inspection port covers) above, below, or on the valve itself without first locking out power.
10. Consult your plant safety director, system designer, installation manager or the Meyer factory if you have any questions regarding the proper installation, operation and maintenance of this equipment.


Wm. W. Meyer & Sons, Inc.

1700 Franklin Blvd • Libertyville, IL 60048 • Phone: 847-918-0111 • Fax: 847-918-8183


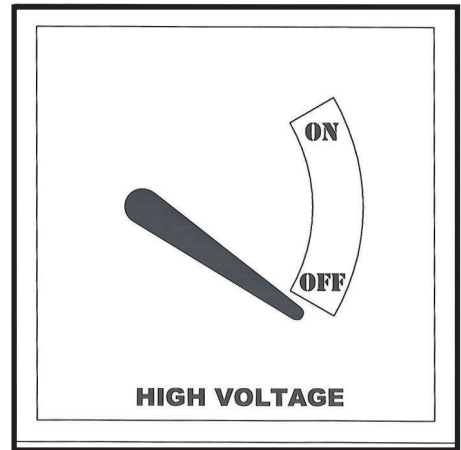
Website: <http://www.wmwmeyer.com> • [www.doubleflapgate.com](http://www.doubleflapgate.com)

File # 295-P-001



# FLAPGATE VALVE SAFETY PRECAUTIONS



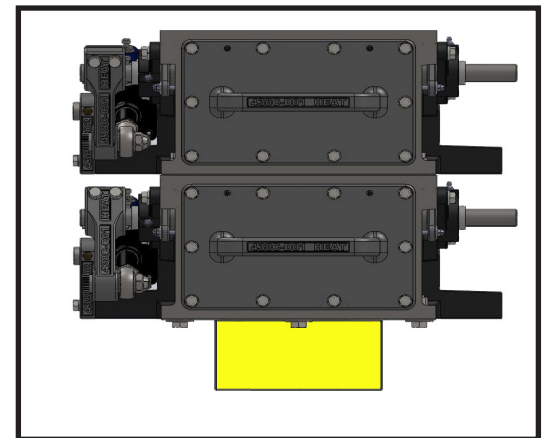
ALWAYS  
DISCONNECT  
POWER WHEN  
WORKING ON THE  
VALVE. FOLLOW  
**LOCKOUT-  
TAGOUT**  
PROCEDURE.



NEVER OPERATE  
VALVE WITH THE  
ACTUATOR  
GUARD REMOVED



**DO NOT OPERATE**  
VALVE WITH  
UNGUARDED INLET  
OR OUTLET. A  
FLANGE GUARD IS  
SHIPPED WITH THE  
VALVE. **DO NOT**  
REMOVE FLANGE  
GUARD.



## SAFETY LABELS

Locate all of the safety labels on your equipment and know their meaning before operating your Flapgate Airlock Valve.





**DANGER**

**STOP**

**DANGER**

**NEVER OPERATE EQUIPMENT WITH  
UNGUARDED INLET OR OUTLET**



**FLANGE GUARD**

File # 295-P-001

NOTE: Contact Wm. W. Meyer & Sons, Inc. at 800-963-4458 for free replacement safety label kit.